

SC0416N

Pull Type Open Frame Solenoid

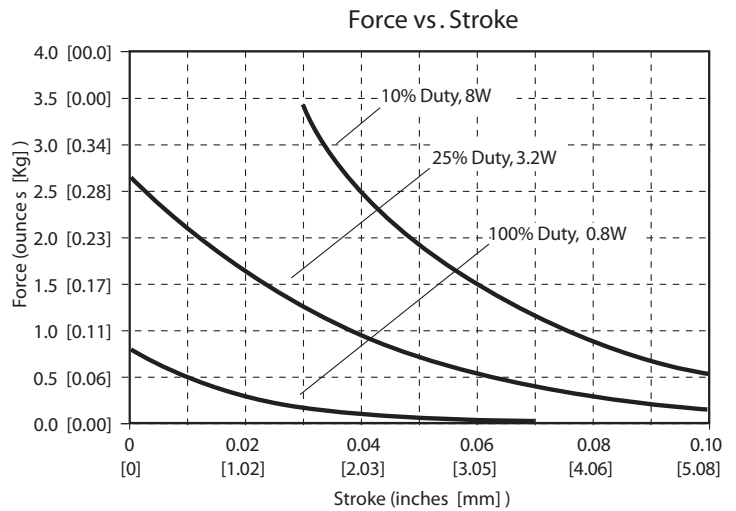
0.30" W × 0.46" H × 0.63" L
(7.7mm × 11.71mm × 16mm)



Specifications:

- Operation: Pull
- Insulation: Class "A" (105°C) standard*
- Coil Termination: 28AWG flying leads per drawing*
- Plunger linkage: Yoke*
- Plunger pole face: 45° conical*
- Solenoid weight: 0.23oz [6.5g]
- Plunger weight: 0.07oz [2g]
- Dielectric Strength: 1000VAC for one minute
- Operating temperature range: -20°C to 40°C

* Other options available upon request

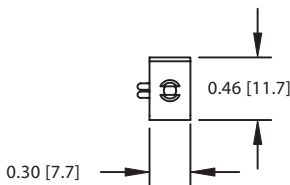


Coil Data:

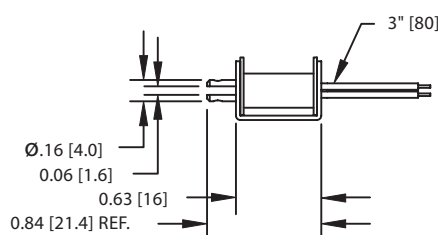
100% Duty — 10.8W			25% Duty — 3.2W		10% Duty — 8W	
Voltage (VDC)	Resistance (Ω)	Part Number	Resistance (Ω)	Part Number	Resistance (Ω)	Part Number
3	11.3	SC0416N0300	2.8	SC0416N0325	1.1	SC0416N0310
6	45	SC0416N0600	11.3	SC0416N0625	4.5	SC0416N0610
12	180	SC0416N1200	45	SC0416N1225	18	SC0416N1210
24	720	SC0416N2400	180	SC0416N2425	72	SC0416N2410

Typical force @20°C and nominal rated DC voltage. Resistance values ±10% @20°C. All data subject to change. Other voltages and duty cycles available upon request.

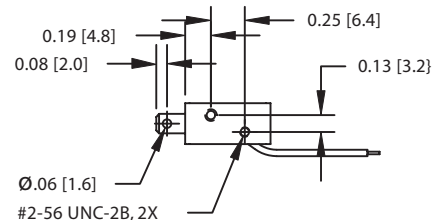
End View



Side View



Mounting



Notes: Solenoid shown in energized position. Dimensions listed are for reference only. Dimensions shown in inches and [mm].