

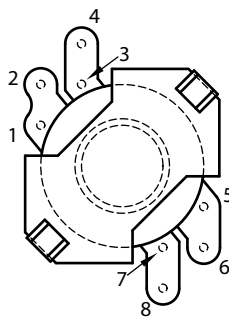
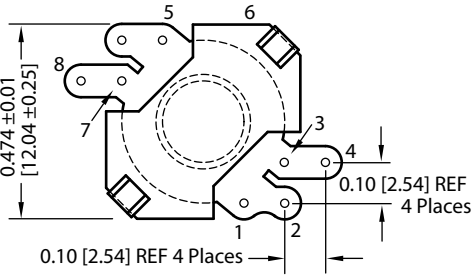
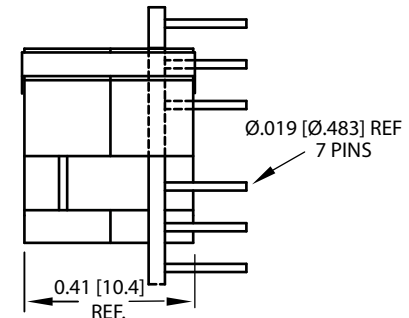
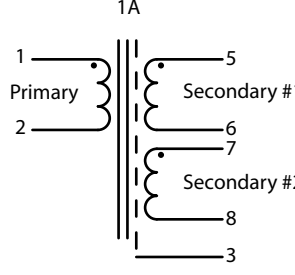
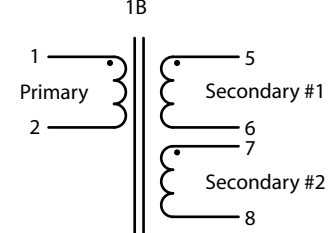
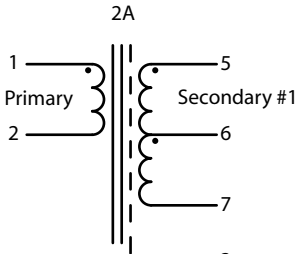
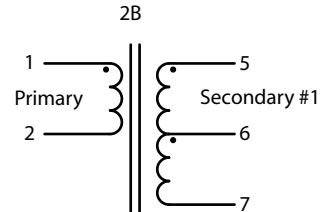
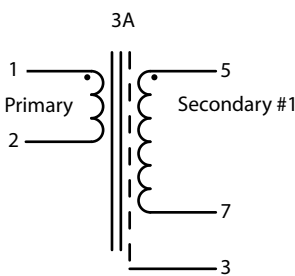
Input Voltage (VRMS) ($\pm 10\%$) See Table
 Frequency Range (KHz) See Table
 Output Power 10 VA
 Regulation** 5.0 %
 Efficiency** 97 %
 Temperature Class 130°C
 Ambient Temperature Range -40°C to +85°C
 Temperature Rise** 12°C

Primary Inductance (mH) Typical: See Table
 Coupling Capacitance (pF) Maximum See Table
 Leakage Inductance** (mH) Nominal See Table
 Dielectric Strength Tested: 5.5KVrms @60Hz.
 Primary and Shield to all Secondaries
 Partial Discharge (Corona) Tested: 1KVrms @60Hz.
 Primary and Shield to all Secondaries
 BIL Rating: 3KV
 **Approximate values (Contact us for defined limits)

Configuration Number	Schematic	Primary			Secondary	
		Input (Vrms)	Inductance (mH—Typ.)	Frequency Range KHz	Output (Vrms) @Arms	
					Secondary 1	Secondary 2
P1000-36-18-18	1A/1B	36	3.29	10-50	18.0 @ 0.278	18.0 @ 0.278
P1000-36-18-0	2A/2B				18.0 @ 0.556	
P1000-36-18-0	3A/3B				18.0 @ 0.556	
P1000-48-18-18	1A/1B	48	4.66		18.0 @ 0.278	18.0 @ 0.278
P1000-48-18-0	2A/2B				18.0 @ 0.556	
P1000-48-18-0	3A/3B				18.0 @ 0.556	
P1000-100-18-18	1A/1B	100	9.60		18.0 @ 0.278	18.0 @ 0.278
P1000-100-18-0	2A/2B				18.0 @ 0.556	
P1000-100-18-0	3A/3B				18.0 @ 0.556	
P1001-36-18-18	1A/1B	36	2.69	50-100	18.0 @ 0.278	18.0 @ 0.278
P1001-36-18-0	2A/2B				18.0 @ 0.556	
P1001-36-36-0	3A/3B				18.0 @ 0.556	
P1001-48-18-18	1A/1B	48	3.75		18.0 @ 0.278	18.0 @ 0.278
P1001-48-18-0	2A/2B				18.0 @ 0.556	
P1001-48-18-0	3A/3B				18.0 @ 0.556	
P1001-100-18-0	1A/1B	100	4.47		18.0 @ 0.278	18.0 @ 0.278
P1001-100-18-0	2A/2B				18.0 @ 0.556	
P1001-100-18-0	3A/3B				18.0 @ 0.556	
P1002-36-18-18	1A/1B	36	2.15	100-250	18.0 @ 0.278	18.0 @ 0.278
P1002-36-18-0	2A/2B				18.0 @ 0.556	
P1002-36-18-0	3A/3B				18.0 @ 0.556	
P1002-48-18-18	1A/1B	48	2.41		18.0 @ 0.278	18.0 @ 0.278
P1002-48-18-0	2A/2B				18.0 @ 0.556	
P1002-48-18-0	3A/3B				18.0 @ 0.556	
P1002-100-18-18	1A/1B	100	2.69		18.0 @ 0.278	18.0 @ 0.278
P1002-100-18-0	2A/2B				18.0 @ 0.556	
P1002-100-18-0	3A/3B				18.0 @ 0.556	

P1000 Parasitic Values

Frequency KHz	Voltage RMS	Leakage Inductance μ H (Typ.)	Capacitance pF (Typ.)
10 - 50	36	15	20
	48	20	25
	100	30	30
50 - 100	36	12	15
	48	15	20
	100	25	25
100 - 250	36	10	10
	48	12	15
	100	15	20

Dimensions	Schematics
<p>Top View</p>  <p>Bottom View</p>  <p>Side View</p>  <p>All measurements in inches and [mm]</p>	<p>1A</p>  <p>1B</p>  <p>2A</p>  <p>2B</p>  <p>3A</p>  <p>3B</p> 